


























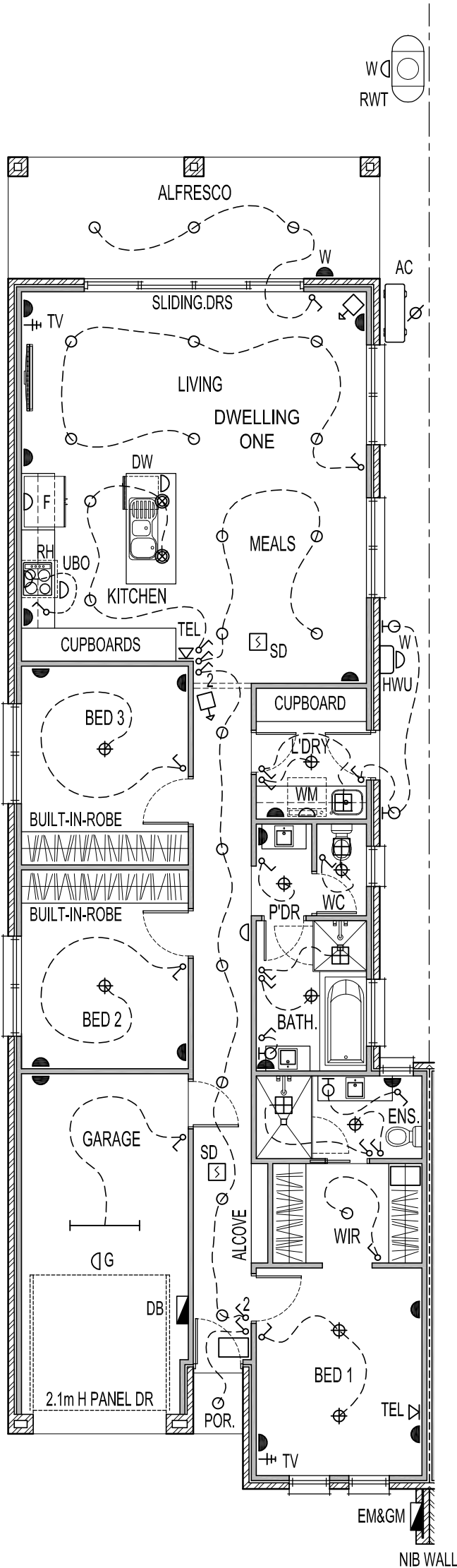


ELECTRICAL LEGEND

REFER TO FINISHES SCHEDULE (IF APPLICABLE)		LOCATION
 DB	DISTRIBUTION BOARD	WALL MOUNTED
 EM	ELECTRICAL METER BOX	WALL MOUNTED
 GM	GAS METER BOX	WALL MOUNTED
	SINGLE GPO OUTLET	200mm ABOVE FFL
	DOUBLE GPO OUTLET	200mm ABOVE FFL
 W	WEATHERPROOF SINGLE SWITCH GPO OUTLET	1100mm ABOVE FFL
 F	DEDICATED SINGLE GPO OUTLET FOR FRIDGE	1100mm ABOVE FFL
 DW	DEDICATED SINGLE GPO OUTLET FOR DISHWASHER	ADJACENT EQUIPMENT
 RH	DEDICATED SINGLE GPO OUTLET FOR RANGEHOOD	1800mm ABOVE FFL
 L	DEDICATED SINGLE GPO OUTLET FOR LAUNDRY	1100mm ABOVE FFL
 G	DEDICATED SINGLE GPO OUTLET FOR GARAGE	SURFACE MOUNTED
 HWU	SINGLE PHASE ISOLATED FOR HOT WATER UNIT	ADJACENT EQUIPMENT
 A/C	SINGLE PHASE ISOLATED FOR AIR CONDITIONING	ADJACENT EQUIPMENT
	TELEPHONE OUTLET	ADJACENT EQUIPMENT
	TELEVISION ARIEL OUTLET	200mm ABOVE FFL
 SKP	SECURITY KEYPAD PANEL	1500mm ABOVE FFL
 SCP	SECURITY CONTROL PANEL	WALL MOUNTED
	SECURITY SENSOR	SURFACE MOUNTED
	ONE-WAY LIGHT SWITCH	1100mm ABOVE FFL
	TWO-WAY LIGHT SWITCH	1100mm ABOVE FFL
	CIRCUIT/SWITCH LINE	WHERE REQUIRED
	FLUORESCENT LIGHTING	SURFACE MOUNTED
	BATTEN FIX LIGHT	SURFACE MOUNTED
	RECESSED DOWNLIGHT	CEILING RECESSED
	WALL LIGHT	1800mm ABOVE FFL
	SMOKE DETECTOR	CEILING MOUNTED
	EXHAUST FAN	CEILING RECESSED

BRICK VENEER CONSTRUCTION

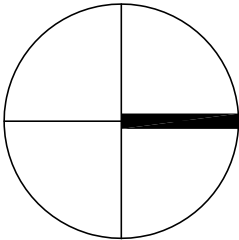
NOTE: PROVIDE MIN. 2000L RAINWATER TANK (1000L RETENTION & 1000L DETENTION) ON SLAB TO COLLECT ROOF CATCHMENT AREAS & PLUMBED TO TOILET/S WITH 10amp WEATHERPROOF EXTERNAL GPO FOR PUMP



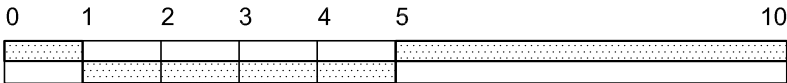
DWELLING 1

POWER & LIGHTING LAYOUT

SCALE 1:100



ORIGINAL DRAWING - A3 SIZE SHEET
SCALE 1:100



ALL EXHAUST FANS TO BE
VENTED TO THE OUTSIDE

BUILDER TO CHECK AND CONFIRM ALL DIMENSIONS
PRIOR TO COMMENCEMENT OF CONSTRUCTION

ELECTRICAL NOTES

ALL ELECTRICAL WORK, INCLUDING
WIRING AND INSTALLATION, CARRIED OUT
TO BE IN ACCORDANCE WITH AS3000

POSITIONING OF ELECTRICAL LAYOUTS AS
SHOWN ARE INDICATIVE ONLY AND
SUBJECTED TO PHYSICAL CONSTRUCTION
LIMITATIONS

GPO POINTS LOCATIONS TO COMPLY WITH
AS3000 AND WHERE POSSIBLE BE A
MINIMUM 300mm FROM FFL UNLESS
WHERE APPLICABLE LOCATED IN KITCHEN,
LAUNDRY AND BATHROOM WHERE GPO
POINTS SHALL BE 400mm FROM THE TOP
OF BENCHES, BASINS AND SINKS

CONTRACTOR MUST VERIFY WITH
PROPRIETOR OR ARCHITECT ANY
DISCREPANCIES OR ALTERATIONS TO THE
ELECTRICAL LAYOUT BEFORE ANY WORK
IS COMMENCED

SMOKE ALARM SYSTEM TO COMPLY WITH
AS3786 ALL TO BE INTERCONNECTED AND
TO BE POWERED FROM THE CONSUMER
MAINS SOURCE WITH 9V BATTERY BACKUP

SMOKE DETECTION SYSTEM TO COMPLY
WITH AS1670 AND THE NCC
REQUIREMENTS

WC EXHAUST FANS TO BE CONNECTED TO
WC LIGHT SWITCHES

ALL EXHAUST FANS TO BE VENTED TO
OUTSIDE

PROVIDE 10amp WEATHERPROOF
EXTERNAL GPO FOR RAINWATER TANK
PUMP

A	22.07.19	FOR APPROVAL	DF
REV	DATE	COMMENT	DRN

FERRONE

WEB WWW.FERRONE.COM.AU	ABN 40 613 271 131
E-MAIL ARCHITECT@FERRONE.COM.AU	PHONE 0409 374 786
POSTAL ADDRESS P.O.BOX 3454, RUNDLE MALL, ADELAIDE, SA, 5000	
BUSINESS ADDRESS LEVEL 2, 93 RUNDLE MALL, ADELAIDE, SA, 5000	
ALL RIGHTS RESERVED. THESE DRAWINGS REMAIN THE INTELLECTUAL PROPERTY OF FERRONE ARCHITECTS PTY LTD. ANY REPRODUCTION OF WHOLE OR PART THEREOF IS STRICTLY PROHIBITED WITHOUT PRIOR CONSENT. ALL DRAWINGS ARE CONCEPTUAL ONLY AND ARE SUBJECT TO CHANGE WITHOUT NOTICE. DIMENSIONS AND AREAS ARE APPROXIMATE AND MAY VARY ON SITE WITH ACTUAL CONSTRUCTION. © 2018 FERRONE ARCHITECTS PTY LTD	

FOR APPROVAL

CLIENT:
M & J CARTER
ADDRESS:
14 BAKER AVENUE
MORPHETTVILLE SA 5043
PROJECT:
TWO SINGLE STOREY DWELLINGS

SHEET TITLE:
DWELLING 1
POWER & LIGHTING LAYOUT

JOB REF: 18.CAR.2	DATE: JUNE 2019
DRAWN: DF	CHECKED: DF
SCALE: 1:100	PAPER: A3
DRAWING NO. WD.600	REVISION: A

LEGEND

NOTE: PROVIDE MIN. 2000L RAINWATER TANK (1000L RETENTION & 1000L DETENTION) ON SLAB TO COLLECT ROOF CATCHMENT AREAS & PLUMBED TO TOILET/S WITH 10amp WEATHERPROOF EXTERNAL GPO FOR PUMP

ELECTRICAL NOTES

ALL ELECTRICAL WORK, INCLUDING WIRING AND INSTALLATION, CARRIED OUT TO BE IN ACCORDANCE WITH AS3000

POSITIONING OF ELECTRICAL LAYOUTS AS SHOWN ARE INDICATIVE ONLY AND SUBJECTED TO PHYSICAL CONSTRUCTION LIMITATIONS

GPO POINTS LOCATIONS TO COMPLY WITH AS3000 AND WHERE POSSIBLE BE A MINIMUM 300mm FROM FFL UNLESS WHERE APPLICABLE LOCATED IN KITCHEN, LAUNDRY AND BATHROOM WHERE GPO POINTS SHALL BE 400mm FROM THE TOP OF BENCHES, BASINS AND SINKS

CONTRACTOR MUST VERIFY WITH PROPRIETOR OR ARCHITECT ANY DISCREPANCIES OR ALTERATIONS TO THE ELECTRICAL LAYOUT BEFORE ANY WORK IS COMMENCED

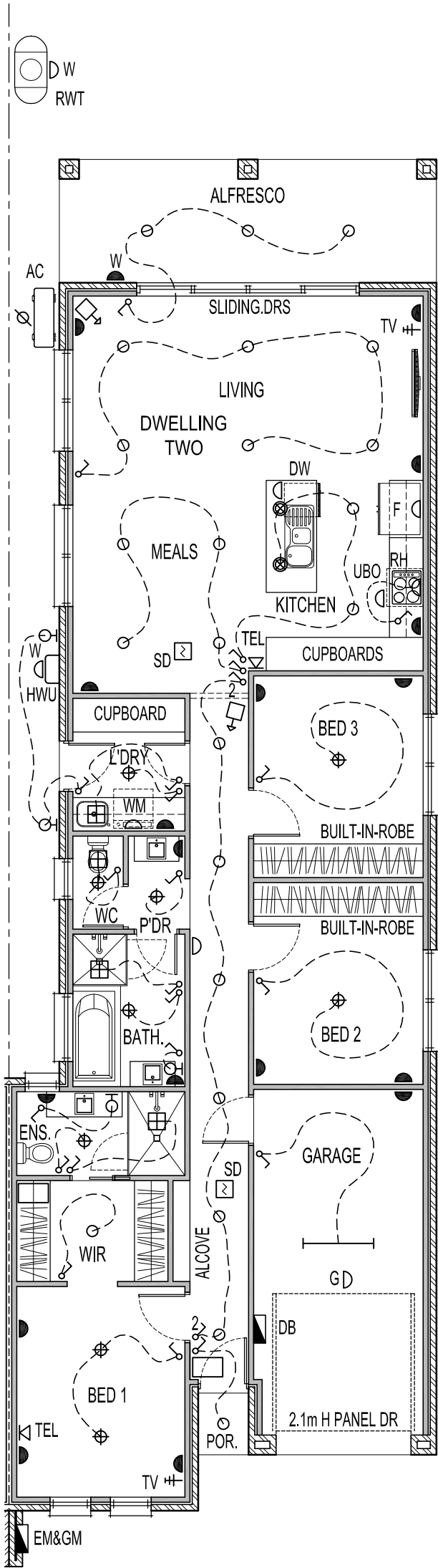
SMOKE ALARM SYSTEM TO COMPLY WITH AS3786 ALL TO BE INTERCONNECTED AND TO BE POWERED FROM THE CONSUMER MAINS SOURCE WITH 9V BATTERY BACKUP

SMOKE DETECTION SYSTEM TO COMPLY WITH AS1670 AND THE NCC REQUIREMENTS

WC EXHAUST FANS TO BE CONNECTED TO WC LIGHT SWITCHES

ALL EXHAUST FANS TO BE VENTED TO OUTSIDE

PROVIDE 10amp WEATHERPROOF EXTERNAL GPO FOR RAINWATER TANK PUMP



DWELLING 2
POWER & LIGHTING LAYOUT
SCALE 1:100

A	22.07.19	FOR APPROVAL	DF
REV	DATE	COMMENT	DRN

FERRONE

WEB
WWW.FERRONE.COM.AU

ABN
40 613 271 131

E-MAIL
ARCHITECT@FERRONE.COM.AU

PHONE
0409 374 786

POSTAL ADDRESS
P.O.BOX 3454, RUNDLE MALL, ADELAIDE, SA, 5000

BUSINESS ADDRESS
LEVEL 2, 93 RUNDLE MALL, ADELAIDE, SA, 5000

ALL RIGHTS RESERVED. THESE DRAWINGS REMAIN THE INTELLECTUAL PROPERTY OF FERRONE ARCHITECTS PTY LTD. ANY REPRODUCTION OF WHOLE OR PART THEREOF IS STRICTLY PROHIBITED WITHOUT PRIOR CONSENT. ALL DRAWINGS ARE CONCEPTUAL ONLY AND ARE SUBJECT TO CHANGE WITHOUT NOTICE. DIMENSIONS AND AREAS ARE APPROXIMATE AND MAY VARY ON SITE WITH ACTUAL CONSTRUCTION.
© 2018 FERRONE ARCHITECTS PTY LTD

FOR APPROVAL

CLIENT:
M & J CARTER
ADDRESS:
14 BAKER AVENUE
MORPHETTVILLE SA 5043
PROJECT:
TWO SINGLE STOREY DWELLINGS

SHEET TITLE:
DWELLING 2
POWER & LIGHTING LAYOUT

JOB REF: 18.CAR.2	DATE: JUNE 2019
DRAWN: DF	CHECKED: DF
SCALE: 1:100	PAPER: A3
DRAWING NO. WD.601	REVISION: A

ALL EXHAUST FANS TO BE VENTED TO THE OUTSIDE

BUILDER TO CHECK AND CONFIRM ALL DIMENSIONS PRIOR TO COMMENCEMENT OF CONSTRUCTION

ORIGINAL DRAWING - A3 SIZE SHEET
SCALE 1:100

